


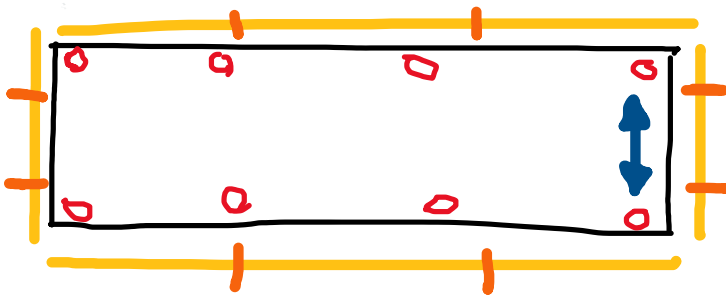


## Garden Cover Frame Material

Quantity	Item
4	½ x 10-ft. ask for schedule 40 PVC white (this is a type)
8 	½ x 18-in rebar
3 	5/8-in thick x 4-in wide x 8-ft Yellow Pine Fence Picket
8 	2-in Spring Clamps



## Assembly Directions Assembly Directions

Insert the 18-in rebar 12-in into the soil (marked in red on diagram)

Bend ½-in PVC across the box by sliding PVC over the exposed end of the rebar to the exposed rebar on the other side of the box (shown with blue arrow). This should form a 4-ft arch out of the PVC.

Cut one (1) picket in half yielding two (2) 4-ft lengths to use on the ends of the box, all four (4) lengths shown in gold) will center on the edge of the box. The picket will set on top of the cover, this will hold the cover in place.

The 2-in spring clamps (shown in orange) will then clamp the pickets to the frame of the box with the cover held under the picket on all four (4) sides.